

Can chemical effects on cloud droplet number rival the first indirect effect?

Athanasios Nenes

Department of Chemical Engineering, California Institute of Technology, USA

Robert J. Charlson

Department of Atmospheric Sciences and Chemistry, University of Washington, USA

M. Cristina Facchini

Istituto di Scienze dell'Atmosfera e del Clima - CNR, Italy

Markku Kulmala

Department of Physical Sciences, University of Helsinki, Finland

Ari Laaksonen

Department of Applied Physics, University of Kuopio, Finland

John H. Seinfeld

Department of Chemical Engineering, California Institute of Technology, USA

Received 9 April 2002; revised 2 July 2002; accepted 9 July 2002; published 13 September 2002.

[1] An increase in cloud droplet number concentration resulting from an increase in ambient aerosol (and subsequent albedo increase) is typically identified as the first indirect (or “Twomey”) climatic effect of aerosols [Twomey, 1974]. A key question is whether chemical effects (dissolution of soluble gases and slightly soluble substances, surface tension depression by organic substances and accommodation coefficient changes) could potentially rival changes in droplet number from changes in aerosol number concentration. We assess the sensitivity of cloud droplet number concentration to such chemical factors, using a cloud parcel model. We find that numerous conditions exist, for which chemical influences on cloud droplet activation can indeed rival the Twomey effect. **INDEX TERMS:** 0305 Atmospheric Composition and Structure: Aerosols and particles (0345, 4801); 0320 Atmospheric Composition and Structure: Cloud physics and chemistry; 0345 Atmospheric Composition and Structure: Pollution—urban and regional (0305). **Citation:** Nenes, A., R. J. Charlson, M. C. Facchini, M. Kulmala, A. Laaksonen, and J. H. Seinfeld, Can chemical effects on cloud droplet number rival the first indirect effect?, *Geophys. Res. Lett.*, 29(17), 1848, doi:10.1029/2002GL015295, 2002.

1. Introduction

[2] Anthropogenic influences on cloud properties, better known as indirect climatic effect of aerosols, could constitute a major climate forcing [Intergovernmental Panel on Climate Change (IPCC), 2001]. A major challenge is to predict global cloud droplet number, N_d , from the precursor aerosol. While it is commonly assumed that the most important aerosol parameter influencing N_d is aerosol number concentration, N_a , we present cases for which (unaccounted) chem-

ical factors resulting from anthropogenic activities, can produce variations in N_d comparable to those of the Twomey effect; if neglected, additional uncertainty can be introduced to current estimates of the aerosol indirect effect.

2. Chemical Effects Considered in this Study

[3] The chemical factors examined are the dissolution of soluble gases [Kulmala *et al.*, 1993] and partially soluble solutes in the growing droplet [Shulman *et al.*, 1996], surface tension (σ) depression by dissolved organic substances [Shulman *et al.*, 1996; Facchini *et al.*, 1999] and accommodation coefficient changes from the formation of organic films at the droplet surface [Feingold and Chuang, 2002]. Of all the water soluble gas-phase species, probably the most important is nitric acid (HNO_3), since it is ubiquitous and can be found in relatively large concentrations (e.g., Fuzzi *et al.* [1992]).

[4] A water-soluble trace gas can provide enough solute to interstitial (or unactivated) cloud condensation nuclei (CCN) so that they transform into activated droplets. Partially soluble species can also contribute solute, but, compared to soluble salts, are usually less efficient; this tends to increase the critical supersaturation, S_c , and also may lead to complex equilibrium curves [e.g., Shulman *et al.*, 1996]. The highest S_c is seen when the species becomes effectively insoluble. Dissolved substances can form films (in which the chemical composition differs from the bulk phase) so that the droplet σ , and thus S_c , decreases. We refer to these compounds as “surfactants” (although the usage of the term, in terms of the solubility, varies in the literature). Atmospheric compounds that exhibit significant surfactant behavior are usually water-soluble organic compounds (WSOC) [Shulman *et al.*, 1996]. Changes in the osmotic coefficient (often assumed to be 1.0) from dissolved species can also affect S_c , but is not addressed in this

study. Finally, a change in the water vapor accommodation (or condensation) coefficient, α , will not necessarily affect droplet S_c , but can still strongly influence N_d by modifying the timescale of droplet growth and the parcel maximum supersaturation, S_{max} .

[5] As this study focuses on the aerosol-cloud droplet formation sensitivity, it is assumed that Köhler theory can be used to predict the CCN properties of the aerosol. Although this has been confirmed to within a reasonable degree for laboratory aerosol (e.g., *Brechel and Kreidenweis* [2000a, 2000b]), measurements of ambient aerosol can exhibit significant discrepancy between predicted and measured CCN concentrations, with a tendency towards over-prediction for polluted conditions [*Chuang et al.*, 2000; *Brechel and Kreidenweis*, 2000b]. It is still unclear, however, how much of this discrepancy is a result of incomplete theory or instrumental biases.

3. Description of Simulations

[6] To examine the potential importance of chemical effects on N_d , we simulate N_d (using an adiabatic cloud parcel model with explicit aerosol microphysics, [*Nenes et al.*, 2001]) relative to a baseline case. The “Twomey effect” is assessed by calculating the change in N_d for a doubling of the baseline N_d . We then compare the Twomey effect to the change in N_d seen with no changes in size distribution (only chemistry).

[7] N_d depends on updraft velocity (or cooling rate), U , soluble gas concentration, and aerosol size distribution and chemical characteristics. U varies between 0.1 and 3 m s⁻¹. To assess cloud droplet concentration, we employ the criterion used in *Nenes et al.* [2001], which is to find the CCN of highest S_c that strictly activates (i.e., exceeds its critical diameter); anything larger than this CCN is counted as a drop. Note that this definition accounts for mass transfer limitations: large CCN that have not attained their critical diameter are considered as droplets, but not those that deactivate and become interstitial aerosol. Droplet concentration is evaluated at 250 m above cloud base. The parcel pressure, temperature, and relative humidity are initially set at 800 mbar, 273 K, and 98%, respectively.

[8] The aerosol is assumed to be an internal mixture of (NH₄)₂SO₄, organic, and an insoluble substance. The osmotic coefficient is assumed to be 1.0. The aerosol organic component is a simplification of chemical composition observed in Po Valley fogs and is assumed to be composed of 18% (by mass) levoglucosan (C₆H₁₀O₅, density = 1600 kg m⁻³, van’t Hoff factor = 1), 41% (by mass) succinic acid (C₆O₄H₆, density = 1572 kg m⁻³, van’t Hoff factor = 3), and 41% (by mass) fulvic acid [*US Geological Survey*, 1979], (C₃₃H₃₂O₁₉, density = 1500 kg m⁻³, van’t Hoff factor = 5). As samples from completely different environments tend to exhibit similar behavior [*Charlson et al.*, 2001] we used the curve reported in *Facchini et al.* [1999] to describe the σ depression for all types of aerosol that contain WSOC. The organic mixture is assumed to be either completely soluble, or with solubility, Γ , varying between 10⁻⁴ and 10⁻¹ M. When present, the film forming compound (FFC) follows the behavior proposed by *Feingold and Chuang* [2002], in which α has a low value when a film exists, and then attains a large value once the film breaks. The FFC is part of the

insoluble fraction, and has a density of 1760 kg m⁻³. Furthermore, $\alpha = 10^{-5}$ when the film exists, and 0.043, after the film breaks. The film exists when its thickness is larger than 0.5 nm. The insoluble fraction has a density of 1760 kg m⁻³. *Feingold and Chuang* [2002] found that when the FFC is distributed according to the surface area of single mode lognormal aerosol, N_d is suppressed. This is still expected to hold for ambient aerosol, as the growth of CCN with high S_c are mostly affected in this configuration. *Feingold and Chuang* [2002] also presented simulations assuming that the FFC mass fraction is constant throughout the size distribution, and found that N_d is effectively unchanged. Given that their simulations do not contain many large CCN, we perform simulations with a constant mass fraction of FFC, for multimodal aerosol, to examine whether the inhibition of the growth of larger CCN would lead to an increase of droplet number.

[9] At this point, we would like to clarify that the definition of film as used in *Feingold and Chuang* [2002] differs from the film that forms in any surfactant system; the former reflects the water vapor permeability, while the latter reflects a region adjacent to the surface with composition different from the bulk. Furthermore, in this work and the *Feingold and Chuang* [2002] study, it is assumed that the film is unconditionally stable, so that all of the FFC mass remains in the film. This configuration reflects the maximum possible influence of FFCs on droplet growth. Insoluble surfactants, which are candidate FFC, tend to form micelles in the aqueous phase (or precipitate) when present in quantities larger than that to form a few monolayers [*Miller and Neogi*, 1985]. In this case, the film, depleted from FFC, would break and the CCN would resume rapid growth sooner. The actual fate of the FFC, and how that would influence the droplet thermodynamics and water vapor condensation kinetics are issues that need to be addressed in future studies.

[10] The baseline case selected depends on the chemical effect examined. For α effects, the baseline is assumed to be 10% by mass insoluble for marine and 50% for urban aerosol; the remainder of the aerosol is assumed to be (NH₄)₂SO₄. For all other chemical effects, the baseline aerosol is assumed to be pure (NH₄)₂SO₄.

[11] We consider the marine and urban tri-modal log-normal aerosol size distributions of *Whitby* [1978] to represent pristine and polluted aerosol, respectively. The marine distribution mode diameters are 0.01, 0.071, 0.62 μ m, their corresponding dispersions are 1.6, 2.0, 2.7 and the number concentrations are 340, 60, 3.1 cm⁻³. The urban distribution mode diameters are 0.014, 0.054, 0.86 μ m, their corresponding dispersions are 1.8, 2.16, 2.21 and the number concentrations are 106000, 32000, 5.4 cm⁻³.

4. Sensitivity of Cloud Properties to Chemical Effects

[12] Figures 1 and 2 shows N_d normalized to the baseline N_d , as a function of U , for the pristine and polluted aerosol, respectively. The “Twomey” simulation is same as the pure (NH₄)₂SO₄ baseline, but with aerosol concentrations doubled. “HNO₃” is same as the baseline simulation, with 5 ppb HNO₃ initially in the gas phase, which is within measured values in plumes advected off the northeast United States (G. Huey, personal communication). The “Surface

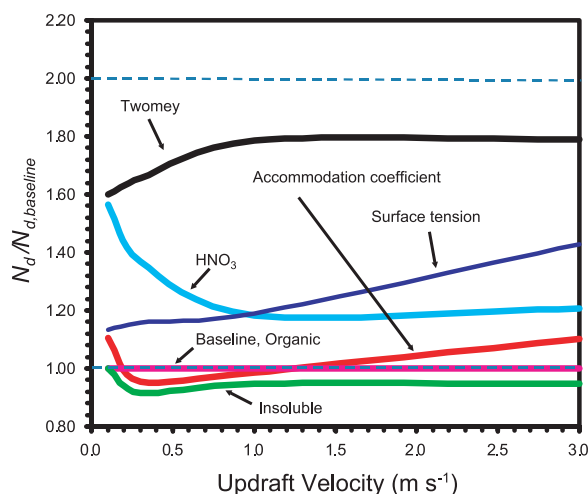


Figure 1. Droplet number concentration normalized to the baseline N_d , as a function of updraft velocity, for marine aerosol size distributions.

tension” corresponds to an aerosol composed of (by mass) 75% $(\text{NH}_4)_2\text{SO}_4$, and 25% organic. The organic is completely soluble, acts as a surfactant, and $\alpha = 1.0$. “Organic” is same as “Surface tension” simulation, without σ effects included. “Insoluble” corresponds to an aerosol composed 75% (by mass) $(\text{NH}_4)_2\text{SO}_4$, and 25% insoluble, and $\alpha = 1.0$. Finally, “Accommodation coefficient” assumes the aerosol contains 10% by mass FFC; an additional 40% by mass insoluble is assumed to exist in the polluted aerosol. The remaining mass is $(\text{NH}_4)_2\text{SO}_4$.

[13] Between 7% ($U = 0.1 \text{ m s}^{-1}$) and 18% ($U = 3 \text{ m s}^{-1}$) of the aerosol activates in the pure $(\text{NH}_4)_2\text{SO}_4$ baseline case. The presence of insoluble material in the aerosol tends to increase the S_c of the particles, which results in a reduction of the water vapor condensation in the initial stages of cloud formation. As a result, the parcel tends to attain a higher S_{max} to compensate for any loss in droplets by activating CCN of higher S_c . The simulations for marine conditions show no change in N_d for weak updrafts, and a small decrease at stronger updrafts. Under urban conditions, the insoluble substance does not substantially change N_d regard-

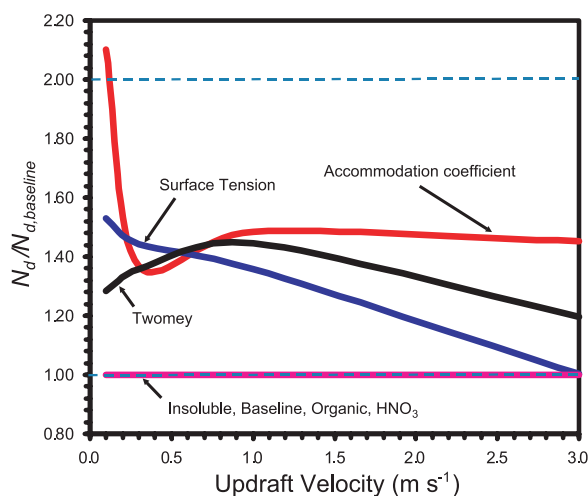


Figure 2. Same as Figure 1, but for the urban size distribution.

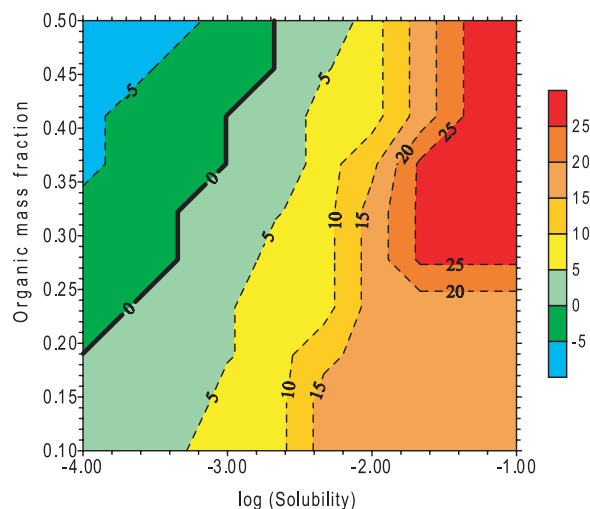


Figure 3. Isopleth contours of cloud droplet number concentration change (%) relative to the baseline simulation, with respect to the logarithm of solubility (moles L^{-1}) and organic mass fraction of aerosol. The σ effects are as described in the text. Marine conditions and an updraft velocity equal to 1 m s^{-1} are assumed in these calculations.

less of U (for higher values of insoluble fraction, the change in cloud droplet concentration does becomes significant).

[14] The presence of HNO_3 dissolving in the droplets can substantially increase N_d . The effect is most pronounced for weak updrafts because HNO_3 is partitioned amongst fewer droplets, and more time is allowed for the soluble gas to dissolve in the droplets. This results in a larger amount of HNO_3 dissolved per droplet, and large reductions in S_c . That the soluble gas effect is strongest for weak as opposed to strong updrafts is an important distinction from other chemical effects. Under urban conditions, the effect of HNO_3 on N_d is negligible because the amount of solute partitioned in each particle, and its subsequent effect on S_c , is small. One cannot conclude, however, that polluted clouds are never affected by soluble gas dissolution; important HNO_3 effects can be seen for moderately polluted aerosol [Kulmala *et al.*, 1996].

[15] The presence of a WSOC, even if it does not act as a surfactant, alters the activation behavior of the aerosol by changing the moles of dissolved solute in each droplet. The organic mixture activation behavior is not substantially different from $(\text{NH}_4)_2\text{SO}_4$ and therefore the “Organic” simulation behaves identically to the baseline (for both marine and urban conditions). Once σ changes are introduced, N_d increases regardless of U . σ effects can be important for both marine and urban aerosol. For the marine distribution, the strongest effects are seen at high U , and for the urban, at low U . For the marine aerosol, the σ effect can become as much as 50% of the Twomey effect, while for the urban, σ effects can exceed the Twomey effect.

[16] In Figures 1 and 2, we have assumed that the WSOC is completely soluble. Although the parameterization of WSOC concentration and σ corresponds to a highly complex mixture, it is possible that substances, not represented in the measurements, can decrease the WSOC solubility; this can potentially affect its ability to change droplet number and needs to be examined. This is done in Figure 3, which shows the fractional change in N_d with respect to the organic mass

fraction, ε_o , and Γ . In these simulations, α is assumed to be unity, and the dissolved organic is assumed to decrease droplet σ .

[17] At the $\Delta N/N = 0$ contour, the effects from decreased inorganic solute and σ exactly compensate for each other, and the aerosol behaves (on average) as if it were composed entirely of $(\text{NH}_4)_2\text{SO}_4$. To the left of the $\Delta N/N = 0$ contour (Figure 3), dissolved organics do not compensate for the decrease in inorganic solute. Comparing the “Insoluble” simulation of Figure 1 with Figure 3, we can see that for $\Gamma < 10^{-4}$ M, the organic behaves as if it were insoluble. To the right of the line, overcompensation occurs. Depending on ε_o , larger values of Γ can notably increase N_d . The largest decrease in σ occurs when the volume of water in the droplet is precisely that needed to completely dissolve the organic; further solubility will not affect droplet formation. Indeed, by comparing “Surface tension” simulation from Figures 1 and 3, we see that $\Gamma > 5 \times 10^{-2}$ M displays the same effect on N_d . Thus, a significant decrease in the Γ will not significantly hinder the ability of WSOC to enhance droplet formation.

[18] When α decreases, the rate of water absorption in the cloud decreases in the initial stages of its formation (since droplets do not grow as rapidly); this leads to a higher S_{max} . If α remained constant for all CCN (meaning that the film never breaks), the resulting effect would always be an increase in N_d , since all CCN are equally delayed in their activation (simulations indicate that for urban distributions, N_d can increase threefold from $\alpha = 1.0$ to 0.01, and tenfold from $\alpha = 0.01$ to 0.001, for $U = 1.0 \text{ m s}^{-1}$). However, when a threshold transition between a low and a high α is assumed, N_d can either increase or decrease, depending on how the film-forming substance is distributed throughout the size distribution. For the simulations carried out in this study, we can see that α effects are rather small for the marine aerosol. This conclusion is consistent with the simulations of Feingold and Chuang [2002], as the larger CCN are too few to have a significant impact on N_d . For the urban aerosol, on the other hand, the aerosol number is enhanced substantially, as the inhibition of the larger CCN growth significantly increases S_{max} and allows water vapor to condense on smaller particles.

5. Conclusions

[19] Numerous conditions are found for which chemical effects on droplet activation can be significant when compared to the Twomey effect; in some cases, chemical effects can be even larger. All effects exhibit strong dependence on the magnitude of U . For WSOC, the lowering of σ is predicted to have a stronger effect on activation than its contribution to the Raoult effect; thus, even though both effects need to be considered, uncertainties in the σ behavior of the aerosol may be more influential than uncertainties in the solute contribution alone.

[20] The dissolution of a soluble gas during droplet formation can also have a large impact on N_d . In contrast to other chemical effects, higher U (and, as a consequence, higher N_d) diminish the impact of a soluble gas, as increased N_d and shorter dissolution times lead to less solute introduced per droplet.

[21] If both surfactants and condensable gases are present, they can act synergistically to increase N_d , i.e., for dynamical

conditions where one effect is negligible, the other can become influential. This is an important point: given that large variability in updrafts occurs in real clouds, it is quite possible that marine clouds affected by pollution can experience an even larger enhancement in N_d than previously thought. The influence of WSOC can be even larger if they are distributed according to the CCN surface area, since a larger mass of WSOC will be found on CCN with high S_c . Finally, if the aerosol contains a FFC, the resulting effect can have a substantial effect on N_d , either positive or negative.

[22] **Acknowledgments.** A. Nenes and J. H. Seinfeld were supported by U.S. Office of Naval Research grant N00014-96-1-0119. We would also like to thank P. Y. Chuang and J. Snider for their important comments during the review process. Finally, we would like to acknowledge M. Mircea for helpful suggestions during the preparation of the manuscript.

References

- Brechtl, F. J., and S. M. Kreidenweis, Predicting particle critical supersaturation from hygroscopic growth measurements in the humidified TDMA, Part I: Theory and sensitivity studies, *J. Aerosol Sci.*, 57, 1854–1871, 2000a.
- Brechtl, F. J., and S. M. Kreidenweis, Predicting particle critical supersaturation from hygroscopic growth measurements in the humidified TDMA, Part II: Laboratory and ambient studies, *J. Aerosol Sci.*, 57, 1872–1887, 2000b.
- Charlson, R., J. Seinfeld, A. Nenes, M. Kulmala, A. Laaksonen, and M. Facchini, Atmospheric science - reshaping the theory of cloud formation, *Science*, 292, 2025–2026, 2001.
- Chuang, P., D. Collins, H. Pawlowska, J. Snider, H. Jonsson, J. L. Brenguier, R. Flagan, and J. Seinfeld, CCN measurements during ACE-2 and their relationship to cloud microphysical properties, *Tellus B*, 52, 843–867, 2000.
- Facchini, M., M. Mircea, S. Fuzzi, and R. Charlson, Cloud albedo enhancement by surface-active organic solutes in growing droplets, *Nature*, 401, 257–259, 1999.
- Feingold, G., and P. Chuang, Analysis of the influence of film-forming compounds on droplet growth: Implications for cloud microphysical processes and climate, *J. Atmos. Sci.*, 59, 2006–2018, 2002.
- Fuzzi, S., et al., The Po Valley fog experiment 1989, an overview, *Tellus B*, 44, 448–468, 1992.
- Intergovernmental Panel on Climate Change (IPCC), *Climate Change (2001): The Scientific Basis*, Cambridge University Press, UK, 2001.
- Kulmala, M., A. Laaksonen, P. Korhonen, T. Vesala, T. Ahonen, and J. Barrett, The effect of atmospheric nitric acid vapor on cloud condensation nucleus activation, *J. Geophys. Res.*, 98, 22,949–22,958, 1993.
- Kulmala, M., P. Korhonen, T. Vesala, H. Hansson, K. Noone, and B. Svenningsson, The effect of hygroscopicity on cloud droplet formation, *Tellus B*, 48, 347–360, 1996.
- Miller, C., and P. Neogi, *Interfacial Phenomena: Equilibrium and Dynamic Effects*, Marcel Dekker, New York, 1985.
- Nenes, A., S. Ghan, H. Abdul-Razzak, P. Chuang, and J. Seinfeld, Kinetic limitations on cloud droplet formation and impact on cloud albedo, *Tellus B*, 53, 133–149, 2001.
- Shulman, M., M. Jacobson, R. Charlson, R. Synovec, and T. Young, Dissolution behaviour and surface tension effects of organic compounds in nucleating cloud droplets, *Geophys. Res. Lett.*, 23, 277–280, 1996.
- Twomey, S., Pollution and the planetary albedo, *Atmos. Environ.*, 8, 1251–1256, 1974.
- US Geological Survey, Suwanee river certified FA standards, *Report 87-557*, 1979.
- Whitby, K., The physical characteristics of sulfur aerosols, *Atmos. Environ.*, 12, 135–159, 1978.

A. Nenes and J. H. Seinfeld, Department of Chemical Engineering, California Institute of Technology, Pasadena, CA 91125, USA. (nenes@caltech.edu; seinfeld@caltech.edu)

R. J. Charlson, Departments of Atmospheric Sciences and Chemistry, University of Washington, Box 351700, Seattle, WA 98195, USA. (charlson@chem.washington.edu)

M. C. Facchini, Istituto di Scienze dell'Atmosfera e del Clima - C.N.R., Via Gobetti 101, 40129 Bologna, Italy. (mc.facchini@isac.cnr.it)

M. Kulmala, Department of Physical Sciences, University of Helsinki, PO Box 64, FIN - 00014, Finland. (markku.kulmala@helsinki.fi)

A. Laaksonen, Department of Applied Physics, University of Kuopio, PO Box 1627, 70211 Kuopio, Finland. (ari.laaksonen@uku.fi)